



Australian Teacher Aide Professional Development Planner



The Australian Teacher Aide Professional Development Planner is a catalogue of upcoming live web events, and online resources available in the Professional Development Library, and is updated monthly.

Each professional learning resource is listed under the relevant Interest Group, and hyperlinked for quick member access, and includes information to assist with planning such as:

- a description of the key learning outcomes and information about the presenter
- details of the video length, support materials, previews, and availability of closed captions
- a guide to the knowledge, skills and understanding developed in each resource.

Top Tips to Maximise your School's Australian Teacher Aide Membership

Congratulations on investing in professional learning for your education support staff. Australian Teacher Aide is delighted to be partnering with you to build the capability of your teams.

Planning for success is key

The following strategies are used by Australian Teacher Aide member schools to ensure their investment leads to productive professional learning experiences, and improved staff performance:

1. Nominate a teacher/ school leader to mentor education support staff on their professional learning journey.
2. Allocate regular time for education support staff to complete professional learning individually or in teams. For example: Staff Professional Development Days, teacher meetings, school assembly, sports days, etc.
3. Use the [Professional Development Record](#) to identify school, team, and individual goals.
4. Use this Professional Development Planner to identify professional learning activities that support the achievement of performance and development goals.
5. Timetable regular meetings with education support staff to review individual development goals, and reflect on professional learning.
6. Request education support staff bring a copy of their [CPD](#) (Continuing Professional Development) diary, evidence of completion, and certificates to performance and development review meetings.

We hope you enjoy your professional learning journey with Australian Teacher Aide.

Warm regards
The ATA Team





Contents






Top Tips to Maximise your School's Australian Teacher Aide Membership	2
Additional Needs & Disability	7
LIVE WEB EVENT The Interaction of PDA & ADHD: Traits and Strategies.....	7
A Whole School Approach to Supporting Students with PDA.....	7
Understanding Pathological Demand Avoidance	7
Supporting Students with Oppositional Defiant Disorder	7
How Teachers and Teacher Aides Work Together to Support Students with Autism	7
Strategies to Support Students with English as an Additional Language or Dialect	8
Supporting Students with AD/HD.....	8
Modifying Assessments for Students with Disability and Additional Needs.....	8
Strategies to Support Students with Intellectual Disability.....	8
Building School Capability to Support Students with Hearing Loss.....	8
Assistive Technology for Students with Disability	9
More Assistive Technology for Students with Disability	9
Practical Strategies for Assisting Students with Autism Spectrum Disorder.....	9
Understanding Mental Health in Students with Autism	9
Working with Students with Learning Differences.....	10
Understanding Learning Difficulties	10
Sensing Autism	10
ATAPS	10
Introducing ATAPS: A professional growth framework for teaching assistants.....	10
Behaviour	11
Introduction to Functional Behaviour Assessment	11
Understanding the Impact of Adversity and Trauma on Behaviour in Schools	11
Strategies To Support Students Who Have Experienced Adversity and Trauma	11
How to Avoid and Manage Meltdowns in Students.....	11
Essential Behaviour Support Skills for Schools Part 1: Prevention.....	12
Essential Behaviour Support Skills for Schools Part 2: Encouragement.....	12
Essential Behaviour Support Skills for Schools Part 3: Correction	12
Everything You Ever Wanted To Know About Bullying But Were Afraid To Ask.....	12
The Mistaken Goals of Behaviour.....	12
Ending the Pattern of Bullying.....	13





3 Steps to Improving Behaviour in the Classroom	13
Critical and Creative Thinking	13
Creativity and Learning.....	13
What is Executive Functioning?.....	13
What is Computational Thinking?	13
De Bono's Six Thinking Hats - How to Promote Critical Thinking.....	14
Digital Literacy	14
Leading Digital Literacy in Schools.....	14
An Introduction to Digital Technologies.....	14
Top Five Digital Skills for Teacher Aides	14
eTAPS	15
4 Steps to Student Success	15
A Collaborative Framework for Student Success	15
eTAPS Facilitator's Guide.....	15
eTAPS Module 1 - How to Prepare for Student Learning.....	15
eTAPS Module 2 - How to Support Student Learning	16
eTAPS Module 3 - How to Give Feedback to Students.....	16
eTAPS Module 4 - How to Give Feedback to Teachers	16
Inclusive Education	17
Differentiation Part 1 - What is differentiation and why is it important?.....	17
Differentiation Part 2 – Strategies to Collect and Record Evidence.....	17
MTSS – A Whole School Approach to Inclusive Education for All Students	17
Strategies to Build the Cultural Capacity at Your School.....	17
How to Support the Cultural Identity of Aboriginal and Torres Strait Islander Students	18
Narragunnawali: Reconciliation in Education	18
Supporting Gifted and Talented Learners Part 1 – Myth Busting	18
Supporting Gifted and Talented Learners Part 2 – Giftedness 101.....	18
Supporting Gifted and Talented Learners Part 3 – A Whole School Approach.....	18
My Aboriginal Learning Journey in the Kimberley	19
The Importance of Teacher Aides in Supporting Social Inclusion in Schools	19
Starting School - Transition Strategies to Meet the Needs of Every Child	19
The Unique Culture and Traditions of the Torres Strait Islander People	19
Learning and Wellbeing	20
NEW The Science of School Mental Health and Wellbeing Check-ins	20
NEW Neurodiversity and Brain-based Learning.....	20

A Whole School Approach to Mental Health	20
The Landscape of Anxiety	20
A Strengths-Based Approach to Help Students Thrive	21
Tools and Strategies to build Resilience and Cope with Adversity	21
Workplace Bullying Part 1: What it is and what you can do about it	21
Workplace Bullying Part 2: What it is and what your organisation can do about it	21
Trauma Series Part 1 - Providing Psychological First Aid for Children and Adolescents Exposed to Trauma	21
Trauma Series Part 2 - Providing Early Intervention to Traumatized Children in the Middle Years	22
Trauma Series Part 3 – Achieving Long Term Success Working with Students with a Trauma background	22
Building Resilience in School Communities	22
Left Brain Right Brain - Using Both Sides of the Brain	22
Surviving Power Struggles at School	23
Helping Students Develop Positive Social Relationships	23
Top Tips For Helping Students With Anxiety	23
How to Help Children Solve Their Own Problems	23
Building Positive Relationships with Students	23
Literacy	24
LIVE WEB EVENT Supporting Students in Science-Based Reading and Spelling Instruction	24
The Science of Reading - How the team at Clayton South Primary School provide evidence-based reading support	24
Phonemic Awareness and Phonics - The Keys to Literacy Success	24
Phrases and Word Groups - Helping Students Write Better Sentences	24
Active Listening - Helping Students Become Better Listeners	24
Vocabulary - Helping Students Build Their Vocabulary	25
Sentence Structure - Helping Students Improve Their Writing Skills	25
Homophones - Helping Students with Common Spelling Errors	25
Strategies to Support Reading - Before, During and After	25
Big Write and VCOP - A Fun Program to Improve Student Writing	25
Big Write and VCOP for the Middle Years	26
How to Teach Children and Adolescents to Read and Spell with Confidence	26
Introducing Reading Vocabulary Marzano's Steps 1 - 3	26
Reinforcing Reading Vocabulary Marzano's Steps 4 - 6	26
Using Academic Vocabulary to Support Learning	27
Numeracy	27
Making Maths Engaging for All Students	27




Supporting Students with Mental Computation Strategies	27
Mathematics: Helping Students Develop Mental Computation Strategies	27
Mathematics: Helping Students Develop Number Sense	28
Using The Language of Mathematics with Confidence Part 1.....	28
Using The Language of Mathematics with Confidence Part 2.....	28
Paraprofessional Educator Role	28
LIVE WEB EVENT What Students Need to Hear From Teaching Assistants	28
LIVE WEB EVENT What teachers really need to hear from teaching assistants	29
Practical strategies for working with small groups of students in a classroom	29
Pathways to Teaching for Teacher Aides.....	29
Step Up Stand Tall - Changing the Mindset of the Paraprofessional	29
Your Words Create Your Future	30
Teacher Aides around the Globe: What we can learn from other countries	30
How to Apply for a Teacher Aide Position: A Step-by-Step Guide Part 1.....	30
How to Apply for a Teacher Aide Position: A Step-by-Step Guide Part 2.....	30
How to Apply for a Teacher Aide Position: A Step-by-Step Guide Part 3.....	30
Acknowledging Challenges, Obstacles and Achievements.....	31
Working as a Special Education Teacher Aide.....	31
School Performance and Development	31
LIVE WEB EVENT Allocating Education Assistants to Departments in Secondary School.....	31
LIVE WEB EVENT Stronger Together: Resilience Through Better Communication and Relationships	31
NEW Teamwork in the Classroom: Insights from a Secondary Teacher	32
3 Ways to Build the Capability of Teaching Assistants and How Schools Benefit.....	32
Guide to Building Stronger Teaching Teams	32
Building Stronger Teaching Teams - Observations of Teaching Assistants in Action.....	32
Using Peer Observation to Plan Professional Development	32
Maximising Student Outcomes at Oak Flats High School.....	33
How to Avoid Burnout - A Guide to TA Wellbeing	33
Growing Entrepreneurs and Sustaining Communities with School Kitchen Gardens	33
Mindfulness In the School Workplace.....	33
Survey - School Teacher Aide Workforce	33
Survey - Inclusive Teacher Aide Practices in Schools	34
Teacher Aide Induction Checklist	34

Additional Needs & Disability			
Resource Title	Description of key learning outcomes	Details	ATAPS Reference
Resource titles are hyperlinked			
LIVE WEB EVENT The Interaction of PDA & ADHD: Traits and Strategies	<p>Sarah Lovett shares more about PDA and the interaction that can happen with ADHD. Learn to observe traits and apply effective strategies to support students.</p> <p><i>Presenter: Sarah Lovett, Principal Social Worker and Founder, Our PDA Kids.</i></p>	<p>3:30pm AEST Tuesday, 8 July 2025</p>	<p>Focus Area 1.1</p> <p>Focus Area 2.2</p> <p>Focus Area 4.1</p>
A Whole School Approach to Supporting Students with PDA	<p>Sarah Lovett shares her knowledge and experience supporting children with pathological demand avoidance, along with whole-school strategies to help these students thrive in the classroom, and in life.</p> <p><i>Presenter: Sarah Lovett, Principal Social Worker and Founder, Our PDA Kids.</i></p>	<p>Video 43:55</p> <p>Worksheet</p> <p>Preview</p> <p></p>	<p>Focus Area 1.2</p> <p>Focus Area 4.1 & 4.3</p>
Understanding Pathological Demand Avoidance	<p>Sarah Lovett shares her knowledge and experience supporting children with pathological demand avoidance, along with some effective strategies to help these students thrive in the classroom, and in life.</p> <p><i>Presenter: Sarah Lovett, Principal Social Worker and Founder, Our PDA Kids.</i></p>	<p>Video 43:27</p> <p>Worksheet</p> <p>Preview</p> <p></p>	<p>Focus Area 1.2 & 1.3</p> <p>Focus Area 4.1 & 4.2</p>
Supporting Students with Oppositional Defiant Disorder	<p>Learn about ODD, and gain practical strategies to support students with oppositional behaviour.</p> <p><i>Presenter: Dr. Jo Winther, Clinical Psychologist, Royal Children's Hospital.</i></p>	<p>Video 50:11</p> <p>Worksheet</p> <p>Preview</p> <p></p>	<p>Focus Area 1.2 & 1.3</p>
How Teachers and Teacher Aides Work Together to Support Students with Autism	<p>School leaders from the Sycamore School share the strategies used that make a significant impact on the educational journey of learners with ASD.</p> <p><i>Presenters: Jo Sullivan, Deputy Principal and Laura Newman, Head of Teaching and Learning, The Sycamore School.</i></p>	<p>Video 51:34</p> <p>Worksheet</p> <p>Preview</p> <p></p>	<p>Focus Area 1.2 & 1.3</p> <p>Focus Area 2.2</p> <p>Focus Area 3.1</p> <p>Focus Area 4.1 & 4.3</p>


Additional Needs & Disability			
Resource Title	Description of key learning outcomes	Details	ATAPS Reference
Resource titles are hyperlinked			
Strategies to Support Students with English as an Additional Language or Dialect	Learn what it means to be an English language learner, and gain strategies to support students with English as an additional language or dialect. <i>Presenter: Dr Jane Wenlock, Learning support Coordinator, Kolbe Catholic College, Victoria.</i>	Video 53:03 Worksheet Preview 	Standard 4.1 & 4.3
Supporting Students with AD/HD	Learn about AD/HD and the impact on learning and gain practical strategies to help students. <i>Presenter: Dr Caroline Stevenson, Clinical Psychologist, AD/HD Foundation.</i>	Video 1:09:03 Worksheet Preview 	Focus Area 1.1, 1.2 & 1.3 Focus Area 2.2 Focus Area 3.3 Focus Area 4.1, 4.2 & 4.3
Modifying Assessments for Students with Disability and Additional Needs	Learn how teacher aides can assist with modifications to assessments for students with disability and additional needs, and how to make adjustments. <i>Presenter: Dr Jane Wenlock, Head of Education Support at Kolbe Catholic College.</i>	Video 46:28 Worksheet Preview 	Focus Area 2.1 Focus Area 4.1
Strategies to Support Students with Intellectual Disability	Learn about the testing used to diagnose Intellectual disability, and practical strategies to help students with Intellectual disability to develop knowledge and self-sufficiency. <i>Presenter: Jane Wenlock, Head of Education Support at Kolbe Catholic College.</i>	Video 43:20 Worksheet Preview 	Focus Area 1.1 & 1.3 Focus Area 2.2 Focus Area 3.2 Focus Area 4.1 & 4.2
Building School Capability to Support Students with Hearing Loss	Learn about hearing loss, and practical strategies to build staff capability to support students with hearing loss. <i>Presenters: Zoe Molgaard, Head of Special Education Services and Thomas Kulich, Students with Disability Teacher, Tagai State College, Torres Strait.</i>	Video 49:42 Worksheet Preview 	Focus Area 1.1 & 1.3 Focus Area 2.2 Focus Area 3.3 Focus Area 4.1 & 4.2



Additional Needs & Disability			
Resource Title	Description of key learning outcomes	Details	ATAPS Reference
Resource titles are hyperlinked			
Assistive Technology for Students with Disability	<p>In Part 1 learn how to use a range of assistive and inclusive technologies to help students engage with the curriculum.</p> <p><i>Presenter: Jeff Souter, State-wide Advisory Visiting Teacher, Assistive Technologies, QLD Department of Education.</i></p>	<p>Video 58:04</p> <p>Worksheet</p> <p>Preview</p> <p></p>	<p>Focus Area 1.3</p> <p>Focus Area 4.1, 4.2 & 4.4</p>
More Assistive Technology for Students with Disability	<p>In Part 2 learn about more assistive and inclusive technologies used in schools to help students engage with the curriculum.</p> <p><i>Presenter: Jeff Souter, State-wide Advisory Visiting Teacher, Assistive Technologies, Department of Education Queensland.</i></p>	<p>Video 01:02:22</p> <p>Slide Handout</p> <p>Preview</p> <p></p>	<p>Focus Area 1.3</p> <p>Focus Area 4.1, 4.2 & 4.4</p>
Practical Strategies for Assisting Students with Autism Spectrum Disorder	<p>Learn about the key features of autism spectrum disorder and the impact on students' engagement in the classroom, interactions with peers, and gain practical strategies for overcoming common difficulties in the classroom.</p> <p><i>Presenter: Lydia Meem, Clinical Psychologist and Founder of Autism Understanding.</i></p>	<p>Video 01:13:43</p> <p>Worksheet and ASD Student Profile</p> <p>Preview</p> <p></p>	<p>Focus Area 1.1, 1.2 & 1.3</p> <p>Focus Area 2.2</p> <p>Focus Area 4.1 & 4.2</p>
Understanding Mental Health in Students with Autism	<p>Learn about mental health issues experienced by students with autism spectrum disorder, the impact on student wellbeing, and practical strategies to support students at school.</p> <p><i>Presenter: Lydia Meem, Clinical Psychologist, and founder of Autism Understanding.</i></p>	<p>Video 47:29</p> <p>Worksheet</p> <p>Preview</p> <p></p>	<p>Focus Area 1.1 & 1.2</p>






Additional Needs & Disability

Resource Title <small>Resource titles are hyperlinked</small>	Description of key learning outcomes	Details	ATAPS Reference
Working with Students with Learning Differences	Learn to identify students with learning differences, and practical strategies to support student. <i>Presenter: Marion McMahon, SPELD QLD.</i>	Video 56:42 Worksheet Slide Handout 	Focus Area 1.2 & 1.3 Focus Area 2.2 Focus Area 3.1
Understanding Learning Difficulties	Learn about learning disabilities commonly experienced by students, and the key characteristics of dyslexia, dysgraphia, and dyscalculia. <i>Presenter: Stella Liliendal, Director and Co-Founder, Australian Teacher Aide.</i>	Video 20:27 Workbook Facilitator's Guide CPD record Preview 	Focus Area 1.2 Focus Area 2.2 Focus Area 4.1 Focus Area 5.1
Sensing Autism	Learn how children with autism may be sensory seekers, sensory avoiders or under responders, and strategies to improve the sensory environment to enhance the learning experience of students. <i>Presenter: Michelle Knights, Disability Educator.</i>	Video 45:51 Worksheet and other References 	Focus Area 1.1 & 1.2 Focus Area 4.1 & 4.2



ATAPS

Resource Title <small>Resource titles are hyperlinked</small>	Description of key learning outcomes	Details	ATAPS Reference
Introducing ATAPS: A professional growth framework for teaching assistants	An introduction to using the Australian Teaching Assistant Professional Standards framework for professional growth. <i>Presenter: Kim Nuske, Teacher & ATAPS Facilitator, Australian Teacher Aide.</i>	Video 58:38 Worksheet Preview 	Focus Area 6.1

Behaviour			
Resource Title Resource titles are hyperlinked	Description of key learning outcomes	Details	ATAPS Reference
Introduction to Functional Behaviour Assessment	Learn about functional behaviour assessment (FBA), and how to use it to help understand why a behaviour of concern happens, and the reasons the behaviour is happening. <i>Presenter: John Mayes, PBL Coordinator, Nambour State College, Queensland.</i>	Video 34:11 Worksheet Preview 	Focus Area 1.2 Focus Area 4.1 & 4.3
Understanding the Impact of Adversity and Trauma on Behaviour in Schools	In Part 1 learn about the neurodevelopmental impacts of adversity and/or trauma on children's development and engagement and develop a better understanding of the impact on student behaviour. <i>Presenter: Michelle Murray, Senior Manager, Life Without Barriers and Speech Language Pathologist.</i>	Video 46:12 Worksheet Preview 	Focus Area 1.2 & 1.3 Focus Area 3.1 Focus Area 4.3
Strategies To Support Students Who Have Experienced Adversity and Trauma	In Part 2 learn about evidence-based strategies to support children and young people at school, who have experienced adversity and/or trauma, and how to help them break down the barriers, and engage in learning. <i>Presenter: Michelle Murray, Senior Manager, Life Without Barriers and Speech Language Pathologist.</i>	Video 45:09 Worksheet and other References Preview 	Focus Area 1.1, 1.2 & 1.3 Focus Area 3.1 Focus Area 4.1 & 4.3
How to Avoid and Manage Meltdowns in Students	Learn 8 strategies to help children avoid and manage meltdowns. <i>Presenter: Louise Griffiths, Teacher, Butterfly Centre, Mount Evelyn Christian School.</i>	Video 49:58 Worksheet Preview 	Focus Area 4.1 & 4.3

Behaviour			
Resource Title	Description of key learning outcomes	Details	ATAPS Reference
Resource titles are hyperlinked			
Essential Behaviour Support Skills for Schools Part 1: Prevention	<p>In Part 1 learn to use the language of expectation to talk with students about learning and behaviour and explore strategies to prevent behaviour issues arising.</p> <p><i>Presenter: Stella Liliendal, Director and Co-Founder, Australian Teacher Aide.</i></p>	<p>Video 48:10</p> <p>Worksheet</p> <p>Preview</p> <p></p>	<p>Focus Area 1.2 & 1.3</p> <p>Focus Area 2.2</p> <p>Focus Area 4.1, 4.2 & 4.3</p>
Essential Behaviour Support Skills for Schools Part 2: Encouragement	<p>In Part 2 learn how to use the language of acknowledgement to encourage appropriate behaviour, and practical strategies to promote self-efficacy in students.</p> <p><i>Presenter: Stella Liliendal, Director and Co-Founder, Australian Teacher Aide.</i></p>	<p>Video 52:13</p> <p>Worksheet</p> <p>Preview</p> <p></p>	<p>Focus Area 1.2</p> <p>Focus Area 2.2</p> <p>Focus Area 4.2 & 4.3</p>
Essential Behaviour Support Skills for Schools Part 3: Correction	<p>In Part 3 Learn to use the language of correction to get students back on task in the least intrusive way and explore strategies to promote positive behaviour.</p> <p><i>Presenter: Stella Liliendal, Director and Co-Founder, Australian Teacher Aide.</i></p>	<p>Video 41:19</p> <p>Worksheet</p> <p>Preview</p> <p></p>	<p>Focus Area 1.2</p> <p>Focus Area 2.2</p> <p>Focus Area 4.3</p>
Everything You Ever Wanted To Know About Bullying But Were Afraid To Ask	<p>Learn how to be better equipped to manage bullying in schools.</p> <p><i>Presenter: Karen Clarke, From Bullied to Brilliant.</i></p>	<p>Video 38:56</p> <p>Worksheet</p> <p>Preview</p> <p></p>	<p>Focus Area 1.2</p> <p>Focus Area 3.1</p> <p>Focus Area 4.1 & 4.3</p> <p>Focus Area 5.1</p> <p>Focus Area 6.1</p>
The Mistaken Goals of Behaviour	<p>Learn why a student's behaviour might cause you to feel annoyed, angry, hurt, or helpless, and how your responses may reinforce the inappropriate behaviour, or empower the student to learn more appropriate ways to have their needs met.</p> <p><i>Presenter: Stella Liliendal, Director and Co-Founder, Australian Teacher Aide.</i></p>	<p>Video 43:38</p> <p>Worksheet</p> <p>Preview</p> <p></p>	<p>Focus Area 1.2 & 1.3</p> <p>Focus Area 4.1, 4.2 & 4.3</p>


Behaviour

Resource Title <small>Resource titles are hyperlinked</small>	Description of key learning outcomes	Details	ATAPS Reference
Ending the Pattern of Bullying	Learn how to manage difficult or hostile personality types to overcome bullying. <i>Presenter: Karen Clarke, From Bullied to Brilliant.</i>	Video 41:52 Worksheet and other References 	Focus Area 3.1 Focus Area 4.1, 4.2 & 4.3
3 Steps to Improving Behaviour in the Classroom	Learn about the power of encouragement, and how to use it to influence how children choose to behave. <i>Presenter: Stella Liliendal, Director and Co-Founder, Australian Teacher Aide.</i>	Video 38:59 Worksheet 	Focus Area 3.3 Focus Area 4.3




Critical and Creative Thinking



Resource Title <small>Resource titles are hyperlinked</small>	Description of key learning outcomes	Details	ATAPS Reference
Creativity and Learning	Learn a creative approach to learning, and five simple strategies to encourage students to think creatively. <i>Presenter: Stella Liliendal, Director and Co-Founder, Australian Teacher Aide.</i>	Video 39:01 Worksheet Preview 	Focus Area 1.2 Focus Area 2.1 & 2.2
What is Executive Functioning?	Learn about the executive functioning skills students need in a digital world to think flexibly, and manage their thoughts, actions, and emotions. <i>Presenter: Stella Liliendal, Director and Co-Founder, Australian Teacher Aide.</i>	Video 42:57 Worksheet Preview 	Focus Area 1.2 & 1.3 Focus Area 4.2 & 4.3
What is Computational Thinking?	Learn about the computational thinking skills students need to solve problems in a digital world. <i>Presenter: Stella Liliendal, Director and Co-Founder, Australian Teacher Aide.</i>	Video 34:05 Worksheet Preview 	Focus Area 1.2 & 1.3 Focus Area 2.2 Focus Area 4.2




Critical and Creative Thinking





Resource Title Resource titles are hyperlinked	Description of key learning outcomes	Details	ATAPS Reference
De Bono's Six Thinking Hats - How to Promote Critical Thinking	<p>Learn to use De Bono's Six Thinking Hat method to think critically in a digital world.</p> <p><i>Presenter: Stella Liliendal, Director and Co-Founder, Australian Teacher Aide.</i></p>	<p>Video 41:47</p> <p>Worksheet</p> <p>Preview</p> <p></p>	<p>Focus Area 2.2</p> <p>Focus Area 4.2</p>






Digital Literacy





Resource Title Resource titles are hyperlinked	Description of key learning outcomes	Details	ATAPS Reference
Leading Digital Literacy in Schools	<p>Learn how to support students to become digitally literate and protect their digital identity and wellbeing.</p> <p><i>Presenter: Cheryl White, Technologies Learning Leader, Humpybong State School, Queensland</i></p>	<p>Video 55:29</p> <p>Worksheet</p> <p>Preview</p> <p></p>	Focus Area 4.4
An Introduction to Digital Technologies	<p>Develop your understanding of digital technology and learn how it can be used to support learning.</p> <p><i>Presenter: Stella Liliendal, Director and Co-Founder, Australian Teacher Aide.</i></p>	<p>Video 25:28</p> <p>Worksheet</p> <p>Preview</p> <p></p>	Focus Area 4.4
Top Five Digital Skills for Teacher Aides	<p>Learn to identify key the digital skills that teacher aides need, to engage with various technologies in their daily role.</p> <p><i>Presenter: Cheryl White, Digital Technologies & Learning Leader.</i></p>	<p>Video 46:09</p> <p>Worksheet and other References</p> <p></p>	Focus Area 4.4

eTAPS			
Resource Title <small>Resource titles are hyperlinked</small>	Description of key learning outcomes	Details	ATAPS Reference
4 Steps to Student Success	Learn how teachers and teacher aides can work together to create the best opportunities for students to experience success.	eBook	Focus Area 6.1, 6.2 & 6.3
A Collaborative Framework for Student Success	Learn about the research, data, and evidence-based practices that show how improved teacher aides support practices lead to more successful student learning. <i>Presenter: Stella Liliendal, Director and Co-Founder, Australian Teacher Aide.</i>	Video 30:57 Worksheet 	Focus Area 7.3
eTAPS Facilitator's Guide	The eTAPS Facilitator's Guide is a step-by-step guide to facilitate delivery of the four eTAPS Modules. <i>Presenter: Stella Liliendal, Director and Co-Founder, Australian Teacher Aide.</i>	Facilitator's Guide	Focus Area 7.3
eTAPS Module 1 - How to Prepare for Student Learning	In Module 1 you will learn about: <ul style="list-style-type: none"> • Prior knowledge and learning • The role of learning intentions • The role of success criteria <i>Presenter: Stella Liliendal, Director and Co-Founder, Australian Teacher Aide.</i>	Video 26:36 Workbook Slide Handout CPD Record Feedback Form Preview 	Focus Area 1.1 Focus Area 3.1





eTAPS			
Resource Title	Description of key learning outcomes	Details	ATAPS Reference
Resource titles are hyperlinked			
eTAPS Module 2 - How to Support Student Learning	<p>In Module 2 you will learn:</p> <ul style="list-style-type: none"> • How children learn • The role of scaffolding • Strategies to scaffold learning <p><i>Presenter: Stella Liliendal, Director and Co-Founder, Australian Teacher Aide.</i></p>	<p>Video 42:54</p> <p>Workbook Slide Handout</p> <p>CPD Record</p> <p>Feedback Form</p> <p>Preview</p> <p></p>	Focus Area 1.1, 1.2 & 1.3
eTAPS Module 3 - How to Give Feedback to Students	<p>In Module 3 you will learn about:</p> <ul style="list-style-type: none"> • The role of feedback for learning • Effective feedback strategies • How to promote a growth mindset <p><i>Presenter: Stella Liliendal, Director and Co-Founder, Australian Teacher Aide.</i></p>	<p>Video 32:18</p> <p>Workbooks Slide Handout</p> <p>CPD Record</p> <p>Feedback Form</p> <p>Preview</p> <p></p>	Focus Area 1.1 Focus Area 2.2 Focus Area 5.1
eTAPS Module 4 - How to Give Feedback to Teachers	<p>In Module 4 you will learn about:</p> <ul style="list-style-type: none"> • The role of feedback and assessment • How to observe and record learning • What is differentiated learning <p><i>Presenter: Stella Liliendal, Director and Co-Founder, Australian Teacher Aide.</i></p>	<p>Video 29:01</p> <p>Workbooks Slide Handout</p> <p>CPD Record</p> <p>Feedback Form</p> <p>Preview</p> <p></p>	Focus Area 2.2 Focus Area 3.1, 3.2 & 3.3






Inclusive Education			
Resource Title Resource titles are hyperlinked	Description of key learning outcomes	Details	ATAPS Reference
Differentiation Part 1 - What is differentiation and why is it important?	In part one of a two-part series on differentiation, education support staff will learn what differentiation is, how it is used to support student learning, and their role in the use of this high impact teaching strategy. <i>Presenter: Kim Nuske, Teacher & ATAPS Facilitator, Australian Teacher Aide.</i>	Video 53:55 Worksheet Preview 	Focus Area 4.1 & 4.2 Focus Area 7.1
Differentiation Part 2 – Strategies to Collect and Record Evidence	In part two of a series on differentiation, education support staff will learn how to collect and record evidence to meet NCCD requirements. <i>Presenter: Kim Nuske, Teacher & ATAPS Facilitator, Australian Teacher Aide.</i>	Video 54:30 Worksheet Preview 	Focus Area 1.3 Focus Area 5.1 Focus Area 7.1 & 7.2
MTSS – A Whole School Approach to Inclusive Education for All Students	Learn about MTSS and a whole-school approach to delivering inclusive education for all students. <i>Presenter: Jade Hand, Founder, The Inclusive School.</i>	Video 47:19 Worksheet Preview 	Focus Area 4.1
Strategies to Build the Cultural Capacity at Your School	Learn practical tools, strategies to support schools to build their cultural capacity. <i>Presenter: Clea North, descendent of the Mithaka and Gunggari people of south-west Queensland, Education Consultant for Life Without Barriers.</i>	Video 34:52 Worksheet Preview 	Focus Area 1.2 Focus Area 3.3

Inclusive Education			
Resource Title <small>Resource titles are hyperlinked</small>	Description of key learning outcomes	Details	ATAPS Reference
How to Support the Cultural Identity of Aboriginal and Torres Strait Islander Students	<p>Learn how to support the cultural identity of Aboriginal and Torres Strait Islander students.</p> <p><i>Presenter: Clea North, descendent of the Mithaka and Gunggari people of south-west Queensland, Education Consultant for Life Without Barriers.</i></p>	<p>Video 54:48</p> <p>Worksheet</p> <p>Preview</p> <p></p>	<p>Focus Area 2.1</p> <p>Focus Area 4.1</p>
Narragunnawali: Reconciliation in Education	<p>Learn about Narragunnawali - Reconciliation in Education and how schools can foster knowledge and pride in Aboriginal and Torres Strait Islander histories, cultures and contributions.</p> <p><i>Presenters: Esma Livermore, and Genevieve Neich, Reconciliation Australia.</i></p>	<p>Video 33:00</p> <p>Worksheet</p> <p>Preview</p> <p></p>	<p>Focus Area 1.3</p> <p>Focus Area 2.1</p> <p>Focus Area 4.1</p> <p>Focus Area 7.4</p>
Supporting Gifted and Talented Learners Part 1 – Myth Busting	<p>Unpack 10 common myths surrounding giftedness, and provoke your thinking.</p> <p><i>Presenter: Julia Bailey, Principal, Rocklea State School, Queensland.</i></p>	<p>Video 46:30</p> <p>Worksheet</p> <p>Preview</p> <p></p>	<p>Focus Area 1.1</p> <p>Focus Area 3.3</p> <p>Focus Area 4.1</p>
Supporting Gifted and Talented Learners Part 2 – Giftedness 101	<p>Explore the definition of giftedness and talent.</p> <p><i>Presenter: Julia Bailey, Principal, Rocklea State School, Queensland.</i></p>	<p>Video 50:04</p> <p>Worksheet</p> <p>Preview</p> <p></p>	<p>Focus Area 1.1 & 1.3</p> <p>Focus Area 2.1</p> <p>Focus Area 3.3</p> <p>Focus Area 4.1</p>
Supporting Gifted and Talented Learners Part 3 – A Whole School Approach	<p>Learn about a whole school approach towards provisioning for gifted learners, and how improvement can be made.</p> <p><i>Presenter: Julia Bailey, Principal, Rocklea State School, Queensland.</i></p>	<p>Video 46:21</p> <p>Worksheet</p> <p>Preview</p> <p></p>	<p>Focus Area 1.1 & 1.3</p> <p>Focus Area 2.1</p> <p>Focus Area 3.3</p> <p>Focus Area 4.1</p>





Inclusive Education			
Resource Title Resource titles are hyperlinked	Description of key learning outcomes	Details	ATAPS Reference
My Aboriginal Learning Journey in the Kimberley	<p>Learn first-hand about Aboriginal education as Maureen Toyn shares what she learned from Aboriginal educators in remote Western Australian communities in the Kimberley region about best practice approaches to teaching and learning when working with Aboriginal students in remote communities.</p> <p><i>Presenter: Maureen Toyn, Education Support Teacher, North Metropolitan TAFE Perth.</i></p>	<p>Video 53:32</p> <p>Worksheet</p> <p>Preview</p> <p></p>	<p>Focus Area 1.1 & 1.2</p> <p>Focus Area 2.1</p> <p>Focus Area 3.3</p> <p>Focus Area 4.1</p>
The Importance of Teacher Aides in Supporting Social Inclusion in Schools	<p>Learn about some of the challenges that students with disability encounter, and the role of teacher aides in supporting social inclusion.</p> <p><i>Presenter: Professor Susan Balandin, Inaugural Chair in Disability and Inclusion, Deakin University.</i></p>	<p>Video 44:10</p> <p>Worksheet</p> <p>Preview</p> <p></p>	<p>Focus Area 4.1 & 4.2</p>
Starting School - Transition Strategies to Meet the Needs of Every Child	<p>Learn transition strategies to meet the diverse needs of young children, and help children feel successful.</p> <p><i>Presenter: Di Homer, Early Childhood Educator.</i></p>	<p>Video 39:45</p> <p>Worksheet</p> <p>Preview</p> <p></p>	<p>Focus Area 1.2</p> <p>Focus Area 3.1 & 3.3</p> <p>Focus Area 7.4</p>
The Unique Culture and Traditions of the Torres Strait Islander People	<p>Learn the story of the Torres Strait Islands, people, traditions, and culture from Cecelia Wright, a champion for indigenous education and inclusion.</p> <p><i>Presenter: Cecelia Wright, Multicultural Trainer, founder Cultural Inclusions.</i></p>	<p>Video 44:04</p> <p>Worksheet</p> <p>Preview</p> <p></p>	<p>Focus Area 1.1 & 1.2</p> <p>Focus Area 2.1</p> <p>Focus Area 3.3</p> <p>Focus Area 4.1</p>

Learning and Wellbeing


Resource Title <small>Resource titles are hyperlinked</small>	Description of key learning outcomes	Details	ATAPS Reference
NEW The Science of School Mental Health and Wellbeing Check-ins	Dr Lauren McLellan, Director at My Mind Check, provides an overview of the research behind My Mind Check, the development of the National product and how schools can use it. <i>Presenter: Dr Lauren McLellan, Director, My Mind Check.</i>	Video 44:56 Worksheet Preview 	Focus Area 1.2 Focus Area 3.1
NEW Neurodiversity and Brain-based Learning	Learn about how the brain develops, creates memories (learning), and strategies to support students with brain-based differences. <i>Presenter: Kristina Barisic, Clinical Neuropsychologist & Director, Developing Minds Neuropsychology.</i>	Video 45:18 Worksheet Preview 	Focus Area 1.1 Focus Area 2.2
A Whole School Approach to Mental Health	Learn how to identify the signs and symptoms of mental health problems in your school community, how to talk about it, and the support systems and services available. <i>Presenter: Janie McCullagh, Mental Health First Aid Australia Instructor and Program Delivery Specialist, Mental Health First Aid Australia.</i>	Video 28:18 Worksheet Preview 	Focus Area 3.1 Focus Area 7.1 & 7.4
The Landscape of Anxiety	Learn how anxiety affects students' behaviour, and gain strategies to help students re-engage. <i>Presenter: John Mayes, Head of Student Engagement, Narangba Valley State High School, Queensland.</i>	Video 46:41 Worksheet Preview 	Focus Area 1.1 & 1.2 Focus Area 3.2 Focus Area 4.1 Focus Area 5.1





Learning and Wellbeing			
Resource Title <small>Resource titles are hyperlinked</small>	Description of key learning outcomes	Details	ATAPS Reference
A Strengths-Based Approach to Help Students Thrive	Learn how to use students' strengths to overcome weaknesses, and help them to grow and thrive <i>Presenter: Jo Opie, PosAbilities, Strong Minds: Strong Futures.</i>	Video 46:05 Worksheet Preview 	Focus Area 1.1 & 1.2 Focus Area 2.2 Focus Area 3.3 Focus Area 4.1 & 4.2
Tools and Strategies to build Resilience and Cope with Adversity	Learn some simple tools and strategies to build resilience and cope with adversity. <i>Presenter: Patty Duque, Dynamic Mindset Coach.</i>	Video 41:34 Worksheet Preview 	Focus Area 6.3 Focus Area 7.4
Workplace Bullying Part 1: What it is and what you can do about it	Learn about the impact of bullying on individuals in the workplace. <i>Presenter: Nerio Baldini, Enable Workplace Consulting.</i>	Video 44:12 Worksheet Preview 	Focus Area 7.1, 7.2 & 7.4
Workplace Bullying Part 2: What it is and what your organisation can do about it	Learn about workplace bullying and how to bully proof your organisation. <i>Presenter: Nerio Baldini, Enable Workplace Consulting.</i>	Video 43:00 Worksheet Preview 	Focus Area 7.1, 7.2 & 7.4
Trauma Series Part 1 - Providing Psychological First Aid for Children and Adolescents Exposed to Trauma	Learn what to do first, to deliver effective support to children and adolescents experiencing trauma. <i>Presenter: Alexina Baldini, Psychologist and Trauma Expert.</i>	Video 49:11 Slide Handout and other resources Preview 	Focus Area 1.1 Focus Area 2.2 Focus Area 4.2 & 4.3






Learning and Wellbeing





Resource Title <small>Resource titles are hyperlinked</small>	Description of key learning outcomes	Details	ATAPS Reference
Trauma Series Part 2 - Providing Early Intervention to Traumatized Children in the Middle Years	<p>Learn to support the transition between primary and secondary school, and strategies to support adolescents experiencing trauma.</p> <p><i>Presenter: Alexina Baldini, Psychologist and Trauma Expert.</i></p>	<p>Video 51:25</p> <p>Slide Handout and other resources</p> <p>Preview</p> <p></p>	<p>Focus Area 1.1</p> <p>Focus Area 2.2</p> <p>Focus Area 4.2 & 4.3</p>
Trauma Series Part 3 – Achieving Long Term Success Working with Students with a Trauma background	<p>Learn to communicate effectively with support teams, and work collaboratively to ensure the success of children exposed to trauma.</p> <p><i>Presenter: Alexina Baldini, Psychologist and Trauma Expert</i></p>	<p>Video 47:35</p> <p>Slide Handout and other resources</p> <p>Preview</p> <p></p>	<p>Focus Area 3.1</p>
Building Resilience in School Communities	<p>Learn about resilience strategies that can be used across age groups.</p> <p><i>Presenter: Professor Paula Barrett, Friends Resilience.</i></p>	<p>Video 51:27</p> <p>Worksheet</p> <p>Preview</p> <p></p>	<p>Focus Area 1.2</p> <p>Focus Area 2.2</p>
Left Brain Right Brain - Using Both Sides of the Brain	<p>Learn to use cross – body integration to help students build to improve academic skills, coordination, movement, and creativity.</p> <p><i>Presenter: Stella Liliendal, Director and Co-Founder, Australian Teacher Aide.</i></p>	<p>Video 40:16</p> <p>Worksheet</p> <p></p>	<p>Focus Area 1.2 & 1.3</p>





Learning and Wellbeing




Resource Title Resource titles are hyperlinked	Description of key learning outcomes	Details	ATAPS Reference
Surviving Power Struggles at School	Learn about the reasons behind power struggles, and strategies to help you avoid them, and communicate more effectively. <i>Presenter: Pav Cosmatos, Youth Worker, and Counsellor.</i>	Video 50:45 Worksheet and other resources 	Focus Area 1.2 Focus Area 4.3 Focus Area 7.4
Helping Students Develop Positive Social Relationships	Learn about five major areas of social emotional well-being and how to enable students to manage their emotions, establish positive social relationships and learn more effectively. <i>Presenter: Stella Liliendal, Director and Co-Founder, Australian Teacher Aide.</i>	Video 42:12 Worksheet Preview 	Focus Area 1.2 Focus Area 4.2
Top Tips For Helping Students With Anxiety	Learn to manage anxiety and reduce the impact on the behaviour and learning. <i>Presenter: Amanda Abel, Paediatric Psychologist, Northern Centre for Child Development.</i>	Video 43:34 Worksheet Preview 	Focus Area 1.2 Focus Area 4.2 & 4.3
How to Help Children Solve Their Own Problems	Learn how to help children solve own problems through effective communication. <i>Presenter: Kathryn Tonges, a Trainer for the Effectiveness Training Institute of Australia.</i>	Video 46:20 Worksheet 	Focus Area 1.2 Focus Area 4.2
Building Positive Relationships with Students	Learn how to use the community classroom concept to connect more effectively with students at risk of disengaging from school. <i>Presenter: Pav Cosmatos, Youth Worker, and Counsellor.</i>	Video 32:43 Worksheet 	Focus Area 1.2




Literacy			
Resource Title Resource titles are hyperlinked	Description of key learning outcomes	Details	ATAPS Reference
LIVE WEB EVENT Supporting Students in Science-Based Reading and Spelling Instruction	Learn practical strategies teaching assistants can use when supporting literacy in the early years classroom. <i>Presenter: Karyn Fua, Director, The Literacy Collective.</i>	3:30pm AEST Tuesday, 10 June 2025	Focus Area 2.1 & 2.2 .
The Science of Reading - How the team at Clayton South Primary School provide evidence-based reading support	Learn how to coach education support teams to use a science of reading approach to reading intervention. <i>Presenter: Greg Clement, Principal, Clayton South Primary School.</i>	Video 01:00:24 Worksheet Reference List Preview 	Focus Area 1.3 Focus Area 2.1 & 2.2 Focus Area 3.2 & 3.3
Phonemic Awareness and Phonics - The Keys to Literacy Success	Learn why phonemic awareness and phonics are key to literacy success, and as a remedial tool. <i>Presenter: Denyse Ritchie, Co-author, and Developer of Teaching Handwriting, Reading and Spelling Skills, (THRASS).</i>	Video 54:47 Worksheet THRASS App Preview 	Focus Area 2.1
Phrases and Word Groups - Helping Students Write Better Sentences	Learn how to use different types of phrases and word groups to help students write better sentences. <i>Presenter: Stella Liliendal, Director and Co-Founder, Australian Teacher Aide.</i>	Video 31:56 Worksheet Preview 	Focus Area 2.1
Active Listening - Helping Students Become Better Listeners	Learn practical strategies to help students improve their communication skills through active listening. <i>Presenter: Stella Liliendal, Director and Co-Founder, Australian Teacher Aide.</i>	Video 41:35 Worksheet Preview 	Focus Area 1.2 Focus Area 2.2 Focus Area 4.2 Focus Area 5.2


Literacy			
Resource Title Resource titles are hyperlinked	Description of key learning outcomes	Details	ATAPS Reference
Vocabulary - Helping Students Build Their Vocabulary	Learn to use practical vocabulary strategies to help students explore unfamiliar words, and build their skills in reading, writing, speaking, and listening. <i>Presenter: Stella Liliendal, Director and Co-Founder, Australian Teacher Aide.</i>	Video 25:13 Worksheet Preview 	Focus Area 2.1
Sentence Structure - Helping Students Improve Their Writing Skills	Learn about the grammatical features of sentences, and practical strategies to help students improve their writing skills. <i>Presenter: Stella Liliendal, Director and Co-Founder, Australian Teacher Aide.</i>	Video 31:29 Worksheet Preview 	Focus Area 2.1
Homophones - Helping Students with Common Spelling Errors	Learn practical strategies to help students with common spelling errors such as mixing up their and there. <i>Presenter: Stella Liliendal, Director and Co-Founder, Australian Teacher Aide.</i>	Video 28:38 Worksheet Preview 	Focus Area 2.1
Strategies to Support Reading - Before, During and After	Learn strategies that students can apply at each stage of reading to support their comprehension of texts. <i>Presenter: Rebecca Glynn, Reading Coach, Reading Centre, Department of Education QLD.</i>	Video 38:46 Worksheet 	Focus Area 2.2 Focus Area 3.2
Big Write and VCOP - A Fun Program to Improve Student Writing	Learn how Big Write and VCOP, an oral based approach to writing, can assist students to transfer their verbal skills to written skills. <i>Presenter: Samantha Taylor, Andrell Education.</i>	Video 01:00:34 Worksheet Preview 	Focus Area 2.1 & 2.2

Literacy			
Resource Title	Description of key learning outcomes	Details	ATAPS Reference
Resource titles are hyperlinked			
Big Write and VCOP for the Middle Years	<p>Learn practical strategies to support middle and upper primary school students who are disengaged with writing.</p> <p><i>Presenter: Samantha Taylor, Andrell Education.</i></p>	<p>Video 53:09</p> <p>Worksheet and other References handouts</p> <p></p>	Focus Area 2.1 & 2.2
How to Teach Children and Adolescents to Read and Spell with Confidence	<p>Learn about systematic and analytic phonic approaches, and the importance of explicit teaching in literacy.</p> <p><i>Presenter: Frances Brennan, Paediatric and Adolescent Speech Pathologist, Founder of The Speech Tree.</i></p>	<p>Video 01:07:37</p> <p>Worksheet</p> <p></p>	Focus Area 2.1 & 2.2
Introducing Reading Vocabulary Marzano's Steps 1 - 3	<p>In Part 1 you will learn to explain, restate, and use visual prompts to introduce new reading vocabulary to students.</p> <p><i>Presenter: Stella Liliendal, Director and Co-Founder, Australian Teacher Aide.</i></p>	<p>Video 13:24</p> <p>Workbook</p> <p>CPD Record</p> <p>Facilitator's Guide</p> <p></p>	Focus Area 2.1 & 2.2
Reinforcing Reading Vocabulary Marzano's Steps 4 - 6	<p>In Part 2 you will learn to reinforce new reading vocabulary, use activities to explore the meaning of words, and review new words through games.</p> <p><i>Presenter: Stella Liliendal, Director and Co-Founder, Australian Teacher Aide.</i></p>	<p>Video 12:23</p> <p>Workbook</p> <p>CPD Record</p> <p>Facilitator's Guide</p> <p></p>	Focus Area 2.1 & 2.2



Literacy			
Resource Title <small>Resource titles are hyperlinked</small>	Description of key learning outcomes	Details	ATAPS Reference
Using Academic Vocabulary to Support Learning	<p>In Part 3 you will learn to use academic vocabulary, to support student learning.</p> <p><i>Presenter: Stella Liliendal, Director and Co-Founder, Australian Teacher Aide.</i></p>	<p>Video 23:05</p> <p>Workbook</p> <p>CPD Record</p> <p>Facilitator's Guide</p> <p></p>	Focus Area 2.1
Numeracy			
Resource Title <small>Resource titles are hyperlinked</small>	Description of key learning outcomes	Details	ATAPS Reference
Making Maths Engaging for All Students	<p>Learn how to support learners in the mathematics classroom and involve students in learning.</p> <p><i>Presenter: Dr Judy Hartnett, Mathematics Education Consultant, Learning Through Doing.</i></p>	<p>Video 38:31</p> <p>Worksheet</p> <p>Preview</p> <p></p>	<p>Focus Area 1.2</p> <p>Focus Area 2.1 & 2.2</p>
Supporting Students with Mental Computation Strategies	<p>Learn a practical way of thinking about computation strategies to make mathematics easier for students to understand, and easier to explain.</p> <p><i>Presenter: Dr Judy Hartnett, Making Maths Reason-able.</i></p>	<p>Video 38:00</p> <p>Worksheet</p> <p></p>	Focus Area 2.1 & 2.2
Mathematics: Helping Students Develop Mental Computation Strategies	<p>Learn to use mental computation strategies, to help students develop mental computation skills in multiplication and division.</p> <p><i>Presenter: Stella Liliendal, Director and Co-Founder, Australian Teacher Aide.</i></p>	<p>Video 36:17</p> <p>Worksheet</p> <p>Preview</p> <p></p>	Focus Area 2.1 & 2.2

Numeracy			
Resource Title <small>Resource titles are hyperlinked</small>	Description of key learning outcomes	Details	ATAPS Reference
Mathematics: Helping Students Develop Number Sense	Learn to use practical strategies for counting, place value, addition, and subtraction, that support students in their early development of number sense. <i>Presenter: Stella Liliendal, Director and Co-Founder, Australian Teacher Aide.</i>	Video 33:28 Worksheet Activity Handout Preview 	Focus Area 2.1 & 2.2
Using The Language of Mathematics with Confidence Part 1	In Part 1 learn about the Commutative & Associative Properties of Addition & Multiplication and participate in practical activities to master these key concepts. <i>Presenter: Stella Liliendal, Director and Co-Founder, Australian Teacher Aide.</i>	Video 46:18 Worksheet Preview 	Focus Area 2.1 & 2.2
Using The Language of Mathematics with Confidence Part 2	In Part 2 you will learn how to use the Distributive Property to help students to simplify multiplication and use more efficient problem-solving strategies. <i>Presenter: Stella Liliendal, Director and Co-Founder, Australian Teacher Aide.</i>	Video 43:25 Worksheet Preview 	Focus Area 2.1 & 2.2
Paraprofessional Educator Role			
Resource Title <small>Resource titles are hyperlinked</small>	Description of key learning outcomes	Details	ATAPS Reference
LIVE WEB EVENT What Students Need to Hear From Teaching Assistants	Learn about giving effective feedback to students to support learning. <i>Presenter: Kim Nuske, Teacher & ATAPS Facilitator, Australian Teacher Aide.</i>	3:30pm AEST Tuesday, 12 August 2025	Focus Area 5.2

Paraprofessional Educator Role			
Resource Title Resource titles are hyperlinked	Description of key learning outcomes	Details	ATAPS Reference
LIVE WEB EVENT What teachers really need to hear from teaching assistants	Learn about what it means to give meaningful feedback about student learning to teachers. <i>Presenter: Kim Nuske, Teacher & ATAPS Facilitator, Australian Teacher Aide.</i>	3:30pm AEST Tuesday, 8 July 2025	Focus Area 5.1
Practical strategies for working with small groups of students in a classroom	Kim Nuske shares her tips for working effectively with small student groups, and covers topics such as structures and routines, teaching strategies, behaviour management, and observations and records. <i>Presenter: Kim Nuske, Teacher & ATAPS Facilitator, Australian Teacher Aide.</i>	Video 49:13 Worksheet Preview 	Focus Area 2.2 Focus Area 3.1 Focus Area 4.3 Focus Area 5.1
Pathways to Teaching for Teacher Aides	Learn about pathways to teaching for teacher aides at Charles Sturt University. <i>Presenter: Dr Elizabeth Murray, Senior Lecturer School of Education, Charles Sturt University.</i>	Video 41:07 Worksheet Preview 	Focus Area 6.2
Step Up Stand Tall - Changing the Mindset of the Paraprofessional	Taryn Riles, 2020 Australian Teacher Aide of the Year, shares her passion for building the professionalism of teacher aides. <i>Presenter: Taryn Riles, School Learning Support Officer (SLSO), Boorowa Central School.</i>	Video 50:35 Worksheet Preview 	Focus Area 6.3 Focus Area 7.3 Focus Area 7.4





Paraprofessional Educator Role			
Resource Title Resource titles are hyperlinked	Description of key learning outcomes	Details	ATAPS Reference
Your Words Create Your Future	Learn how you can change your words to change your life, and the life of those around you! <i>Presenter: Patty Duque, Certified Results Coach, Speaker, and Best-selling Author.</i>	Video 43:24 Handout Preview 	Focus Area 6.3 Focus Area 7.4
Teacher Aides around the Globe: What we can learn from other countries	Learn how other countries are achieving excellence in the growth area of Education Support to develop greater employment and further educational outcomes. <i>Presenter: Sheree Chevalier, 2018 VET International Practitioner Fellowship recipient.</i>	Video 50:16 Worksheet 	Focus Area 7.3
How to Apply for a Teacher Aide Position: A Step-by-Step Guide Part 1	In Part 1 you will learn about the do's and don'ts of writing selection criteria, and how to demonstrate your experience for the job <i>Presenter: Stella Liliendal, Director and Co-Founder, Australian Teacher Aide.</i>	Video 40:12 Worksheet 	Focus Area 7.3 & 7.4
How to Apply for a Teacher Aide Position: A Step-by-Step Guide Part 2	In Part 2 you will learn how to use the STAR model to respond to selection criteria, submit your application, and prepare for the interview. <i>Presenter: Stella Liliendal, Director and Co-Founder, Australian Teacher Aide.</i>	Video 20:43 Worksheet 	Focus Area 7.3 & 7.4
How to Apply for a Teacher Aide Position: A Step-by-Step Guide Part 3	In Part 3 you will learn what to expect in an interview, how to prepare for an interview, and answer interview questions. <i>Presenter: Stella Liliendal, Director and Co-Founder, Australian Teacher Aide.</i>	Video 29:54 Worksheet 	Focus Area 7.3 & 7.4





Paraprofessional Educator Role

Resource Title Resource titles are hyperlinked	Description of key learning outcomes	Details	ATAPS Reference
Acknowledging Challenges, Obstacles and Achievements	Learn to identify and acknowledge some of the challenges and obstacles teacher aides may face in their role, and strategies to minimise their impact and reframe thinking. <i>Presenter: Beth Berghan, Personal, Business and Executive Success Coach.</i>	Video 40:43 Worksheet 	Focus Area 7.4
Working as a Special Education Teacher Aide	Gain insights into working in high school special education setting and learn how to prepare for the job you are looking for. <i>Presenter: Tony Leigh-Sheriden, Head of Special Education Services, Noosa District High School, Queensland.</i>	Video 56:25 Worksheet 	Focus Area 7.3

School Performance and Development

Resource Title Resource titles are hyperlinked	Description of key learning outcomes	Details	ATAPS Reference
LIVE WEB EVENT Allocating Education Assistants to Departments in Secondary School	Learn about a department-centred approach to allocating teaching assistants in secondary school settings. <i>Presenter: Rebecca Rourke, Head of Learning Diversity and Inclusion K-12, St Marks Anglican Community School K-12.</i>	3:30pm AEST Tuesday, 14 October 2025	Focus Area 7.3
LIVE WEB EVENT Stronger Together: Resilience Through Better Communication and Relationships	Learn the importance of mindset and authentic communication. <i>Presenter: Patty Duque, International Mindset Coach and Speaker, Patty Duque.</i>	3:30pm AEST Tuesday, 9 September 2025	Focus Area 3.1 Focus Area 7.4

School Performance and Development			
Resource Title Resource titles are hyperlinked	Description of key learning outcomes	Details	ATAPS Reference
NEW Teamwork in the Classroom: Insights from a Secondary Teacher	Learn how teaching assistants can work effectively in a secondary school setting. <i>Presenter: Kim Nuske, Teacher & ATAPS Facilitator, Australian Teacher Aide, and Amanda Bond, Secondary Teacher, Jolaryenne Elia, TA, Northpine Christian College.</i>	Video 49:39 Worksheet Preview 	Focus Area 3
3 Ways to Build the Capability of Teaching Assistants and How Schools Benefit	School leaders from Monaro High School share their framework for building the capacity of their SLSO team, which includes formalised inductions for new staff, education, collaboration and ongoing support. <i>Presenters: Rachel Hawkins, SLSO and Nathan Schubert, Head Teacher of Supported Education, Monaro High School.</i>	Video 47:25 Worksheet Preview 	Focus Area 6.2 & 6.3 Focus Area 7.3 & 7.4
Guide to Building Stronger Teaching Teams	This guide identifies 7 collaborative practices that schools can use to build stronger teacher and teaching assistant teams.	Survey	Focus Area 6.2
Building Stronger Teaching Teams - Observations of Teaching Assistants in Action	Learn how teachers and teaching assistants are collaborating to build stronger teaching teams. <i>Presenter: Leanne Hillman, Bolster Education.</i>	Video 40:59 Worksheet Preview 	Focus Area 3.1 Focus Area 6.2 Focus Area 7.3
Using Peer Observation to Plan Professional Development	Learn how to involve teacher aides in the planning of their own professional development through peer observation, to identify areas for development, and set goals that match PD activities to improve performance. <i>Presenter: Ben Pollard, Business Manager, Beaudesert State High School, Queensland.</i>	Video 32:36 Worksheet Preview 	Focus Area 6.2 & 6.3

School Performance and Development			
Resource Title Resource titles are hyperlinked	Description of key learning outcomes	Details	ATAPS Reference
Maximising Student Outcomes at Oak Flats High School	Learn how to create an inclusive team culture, where the role of teacher aides is considered vital to maximising student outcomes. <i>Presenter: Jo Opie, Head Teacher, Jamberoo Centre, Oak Flats High School, New South Wales.</i>	Video 59:33 Worksheet Preview 	Focus Area 6.3 Focus Area 7.4
How to Avoid Burnout - A Guide to TA Wellbeing	Learn about emotional, social and professional well-being, and strategies to manage stress, take better care of yourself, avoid burnout, and build resilience. <i>Presenter: Stella Liliendal, Director and Co-Founder, Australian Teacher Aide.</i>	Video 40:31 Worksheet Preview 	Focus Area 6.3
Growing Entrepreneurs and Sustaining Communities with School Kitchen Gardens	Robyn Cook, kitchen garden teacher, shares her experiences on how to extend learning beyond the four walls of the classroom, including creating micro-business opportunities and building productive relationships with communities. <i>Presenter: Robyn Cook, The Kitchen Garden Teacher.</i>	Video 50:15 Worksheet 	Focus Area 3.3
Mindfulness In the School Workplace	Participate in an easy to learn mindfulness practice, and gain practical techniques for bringing mindful moments into a busy workday. <i>Presenter: Lindel Greggery, Mindfulness Trainer, Potential Project.</i>	Video 51:19 Worksheet 	Focus Area 6.3 Focus Area 7.4
Survey - School Teacher Aide Workforce	Identify the potential of your education support workforce, and use as a starting point for collaboration.	Survey	Leadership

School Performance and Development			
Resource Title Resource titles are hyperlinked	Description of key learning outcomes	Details	ATAPS Reference
Survey - Inclusive Teacher Aide Practices in Schools	Used to collect data, or as a collaborative tool to initiate discussion about inclusive practices.	Survey	Leadership
Teacher Aide Induction Checklist	Assist new staff to identify the key information and processes that enable the teacher aide to work confidently and competently in a new role.	Checklist	Leadership