



How to Create a Free Australian Teacher Aide Subscriber Account

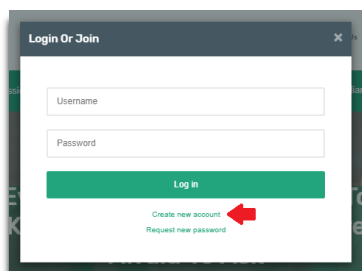
Subscribers receive our monthly newsletter, TA Talk, plus training alerts, email updates and access to some resources

1



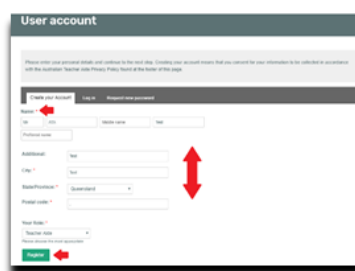
- Select **Member Login**

2



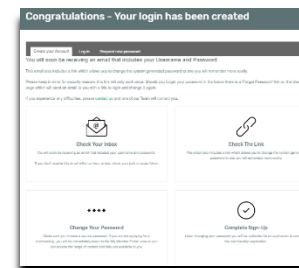
- Select **Create New Account**

3



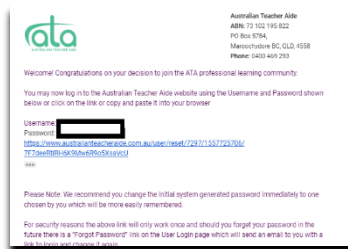
- **Create new account** by entering your personal details. Select **Register**

4



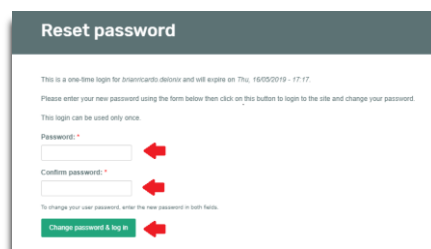
- **Check your inbox** for your Username and Password

5



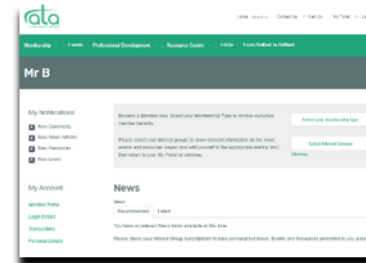
- Click on the **link** now to create a new password

6



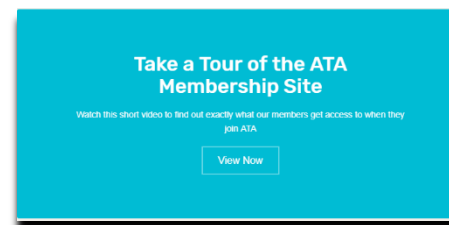
- Enter your new password
- Confirm password
- Select **Change password & Log in**

7



- Go to **My Portal** to select your interest groups, manage personal details, and download certificates

8



- **Congratulations!** You are now an ATA subscriber. You can now:
 - Become an ATA Individual Member
 - Create a School or Training Organisation Membership with ATA
 - Link to an existing school/training organisation

<https://www.australianteacheraide.com.au/>