



How to Create a Free Australian Teacher Aide Subscriber Account

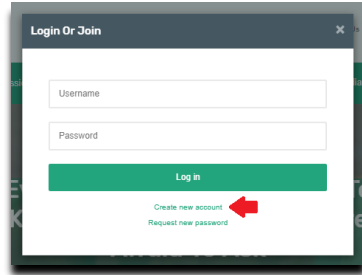
Subscribers receive our monthly newsletter, TA Talk, plus training alerts, email updates and access to some resources

1



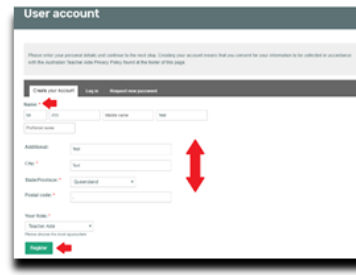
- Select **Member Login**

2



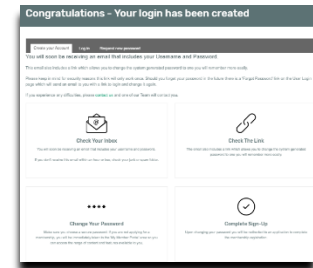
- Select **Create New Account**

3



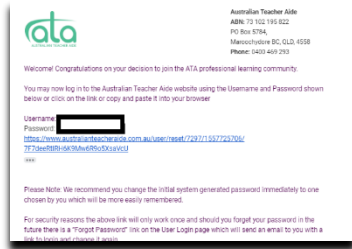
- **Create new account** by entering your personal details. Select **Register**

4



- **Check your inbox** for your Username and Password

5



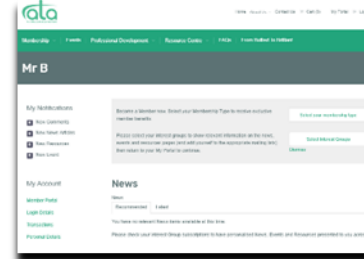
- Click on the **link** now to create a new password

6



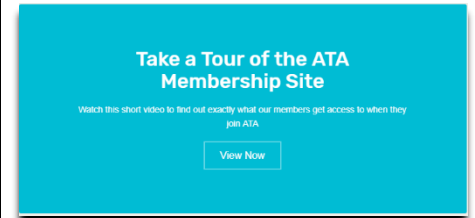
- Enter your new password
- Confirm password
- Select **Change password & Log in**

7



- Go to **My Portal** to select your interest groups, manage personal details, and download certificates

8



- Congratulations!** You are now an ATA subscriber. You can now:
- [Become an Individual Member](#)
 - [Create a school/training organisation membership](#)
 - [Link to an existing school/training organisation](#)

<https://www.australianteacheraide.com.au/>